

Market Commentary

Overnight global action:

On 5th May 2026, US market delivered a positive performance with S&P500 up by +44.88 pts (0.62%), Dow Jones up by +220.69 pts (0.45%) and Nasdaq up by +253.07 pts (0.92%). Gift Nifty grew by 44.5 pts (0.18%) indicating Indian markets will open positively. Advance-Decline ratio on NSE was 2136:1185 and on BSE was 2534:1818 which showed balance in the overall markets.

Index Options Data Analysis:

Sensex max call OI is at 78000 max put OI is at 77000 with PCR of 0.7
Nifty max call OI is at 24500 max put OI is at 24000 with PCR of 0.61
Nifty max call OI and put OI both are at 55000 with PCR of 0.84

Securities in Ban for F&O Trade:

NIL

Sector Performance:

NIFTY AUTO index grew by 0.63% driven by Mahindra & Mahindra Ltd. (+3.4%) and Bharat Forge Ltd. (+1.13%)

NIFTY FMCG index grew by 0.64% driven by Dabur India Ltd. (+3.3%) and Marico Ltd. (+2.89%)

NIFTY REALTY index declined by -1.41% driven by Godrej Properties Ltd. (-4.8%) and Lodha Developers Ltd. (-4.75%)

NIFTY OIL & GAS index declined by -0.28% driven by Chennai Petroleum Corporation Ltd. (-2.6%) and Aegis Logistics Ltd. (-2.56%)

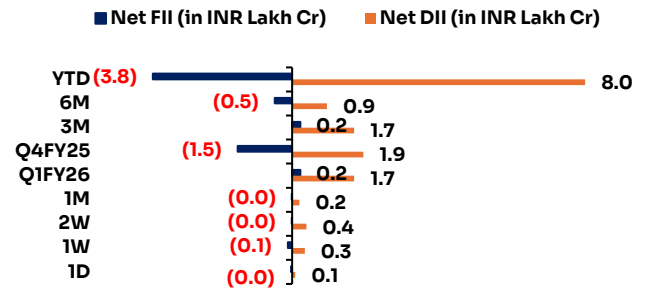
NIFTY CHEMICALS Index grew by 0.69% driven by Sumitomo Chemical India Ltd. (+6.2%) and Navin Fluorine International Ltd. (+3.07%)

NIFTY PSU BANK index declined by -0.2% driven by Indian Overseas Bank (-0.9%) and State Bank Of India (-0.89%)

Now listen to the daily market update



Fund Flow	Buy	Sell	Net
FII/FPI	10,393	14,014	-3,622
DII	16,234	13,632	2,603



Indian Indices	CMP	1D	YTD	P/E x
Gift Nifty	24,141	0.2%	-8.2%	21.9
Sensex 30	77,018	-0.3%	-9.6%	20.1
Nifty 50	24,033	-0.4%	-8.0%	21.8
India VIX	18	-2.7%	87.9%	
Nifty Bank	54,547	-0.6%	-8.5%	16.1
Nifty Next 50	70,627	0.5%	1.8%	70.6
Nifty 500	22,808	-0.1%	-4.5%	21.4
Nifty Mid 100	60,265	0.2%	-0.4%	31.0
Nifty Small 250	16,928	0.2%	1.5%	28.5
USD/INR	95	-0.2%	5.9%	
India 10Y	7.0%			
India 2Y	6.3%			
India 1Y	5.9%			
Bank Rate	5.8%			

Global Indices	CMP	1D	YTD	P/E x
S&P 500	7,246	0.6%	5.8%	31.4
Dow Jones	49,163	0.5%	2.3%	23.7
Nasdaq 100	27,905	0.9%	10.5%	45.8
FTSE 100	10,203	-1.6%	2.7%	16.1
CAC 40	8,022	0.6%	-1.5%	23.5
DAX	24,300	1.1%	-0.7%	25.3
Nikkei 225	59,513	0.4%	18.2%	31.8
Hang Seng	25,899	-0.8%	1.1%	12.6
Shanghai Cor	4,112	0.1%	3.6%	18.6
KOSPI	6,937	5.1%	64.6%	34.3
S&P/ASX 200	8,681	-0.2%	-0.4%	22.9

Stocks in the News

TVS MOTOR COMPANY LTD. (CMP: 3535, MARKET CAP: 167943 Cr., SECTOR: AUTOMOBILE TWO & THREE WHEELERS)

The company reported a 15% YoY growth in consolidated net profit to ₹590 crore for Q4FY26 on May 6. Revenue from operations rose 18% driven by a 25% surge in electric two-wheeler volumes and premium motorcycle sales. Operating margins expanded by 80 bps due to better product mix and softening aluminum prices. **TVS**

Motor [Economic Times](#)

LARSEN & TOUBRO LTD. (CMP: 4056, MARKET CAP: 557992 Cr., SECTOR: ENGINEERING - CONSTRUCTION)

L&T announced on May 6 that its hydrocarbon vertical secured a "Mega" order (above ₹7,000 crore) for an offshore gas project in the Middle East. The scope includes engineering, procurement, construction, and installation of five wellhead platforms. This order bolsters the current order book, which currently stands at an all-time high of ₹4.85 lakh crore. **L&T** [Business Standard](#)

PB FINTECH LTD. (CMP: 1680, MARKET CAP: 77721 Cr., SECTOR: FINTECH)

The parent of Policybazaar reported a consolidated net profit of ₹85 crore for Q4FY26 on May 6, compared to a marginal profit in the previous year. Revenue grew 35% YoY led by high-margin health and life insurance renewals. Management guidance suggests a continued focus on improving the "New Initiatives" segment's contribution to overall EBITDA. **PB Fintech**

[Moneycontrol](#)

ABB INDIA LTD. (CMP: 7329, MARKET CAP: 155314 Cr., SECTOR: ELECTRIC EQUIPMENT)

ABB India reported a 40% YoY jump in Q4 net profit to ₹450 crore on May 6, driven by strong electrification and motion business demand. New orders grew 20% during the quarter, with significant traction from data centers and railway electronics sectors. The company maintained a debt-free balance sheet with a cash position exceeding ₹4,200 crore. **ABB India** [Livemint](#)

Sectoral Inde

Sectoral Inde	CMP	1D	YTD	P/E x
Nifty Auto	26,192	0.6%	-7.1%	21.6
Nifty IT	29,107	0.1%	-23.2%	22.7
Nifty Fin Ser	25,717	-0.4%	-6.9%	16.8
Nifty Pharma	23,569	0.4%	3.7%	38.8
Nifty Services	30,092	-0.6%	-10.6%	33.1
Nifty Cons Du	37,054	-1.0%	0.8%	50.2
Nifty PSE	10,671	-0.1%	8.3%	11.2
Nifty FMCG	51,594	0.6%	-7.0%	35.5
Nifty Pvt Bank	26,071	-0.7%	-9.2%	9.7
Nifty PSU Banl	8,439	-0.2%	-1.1%	13.8
Nifty Cons	11,458	0.1%	-6.8%	40.5
Nifty Realty	801	-1.4%	-8.7%	34.8
Nifty Infra	9,443	-0.3%	-1.8%	21.9
Nifty Energy	40,990	0.1%	16.0%	13.0
Nifty Health	15,096	0.2%	3.1%	36.1
Nifty India Mfg	15,727	0.2%	2.0%	29.3
Nifty Metal	12,990	0.1%	16.3%	23.3
Nifty Oil & Gas	11,700	-0.3%	-4.3%	17.9

Derivatives Position (Combined#)

Stock	% Chg OI	%Chg LTP
Long		
FORCEMOT	197.5	1.8
VMM	146.1	2.6
ADANIPOWER	100.9	1.8
MOTILALOF5	20.2	0.7
PRESTIGE	10.1	0.6
Short		
GODFRYPHLP	251.0	-0.3
NAM-INDIA	87.5	-4.3
COCHINSHIP	65.7	-2.1
HYUNDAI	55.5	-0.5
PGEL	14.9	-5.8
Long Unwinding		
BPCL	-8.4	-1.1
UNIONBANK	-6.8	-0.8
ADANIPOINTS	-3.6	-0.6
SUPREMEIND	-2.7	-0.8
HINDPETRO	-2.5	-3.2
Short Unwinding		
COFORGE	-5.6	5.0
JSWENERGY	-3.6	2.3
PNB	-3.5	0.4
SBIN	-3.3	0.1

HINDUSTAN AERONAUTICS LTD. (CMP: 4611, MARKET CAP: 308362 Cr., SECTOR: DEFENCE)

HAL on May 6 confirmed the receipt of an RfP (Request for Proposal) from the Ministry of Defence for 97 additional Tejas Mk1A fighter jets. This potential order is valued at approximately ₹65,000 crore. Production capacity is currently being scaled to 24 aircraft per annum to meet the delivery timelines of the IAF. [HAL Economic Times](#)

Commodity:	CMP	1D	YTD
Gold (\$)	4,586	1.2%	0.3%
Silver (\$)	74.0	0.6%	0.1%
Brent Oil (\$)	111.4	-2.6%	-0.2%
WTI Oil (\$)	102.5	-3.6%	-20.6%

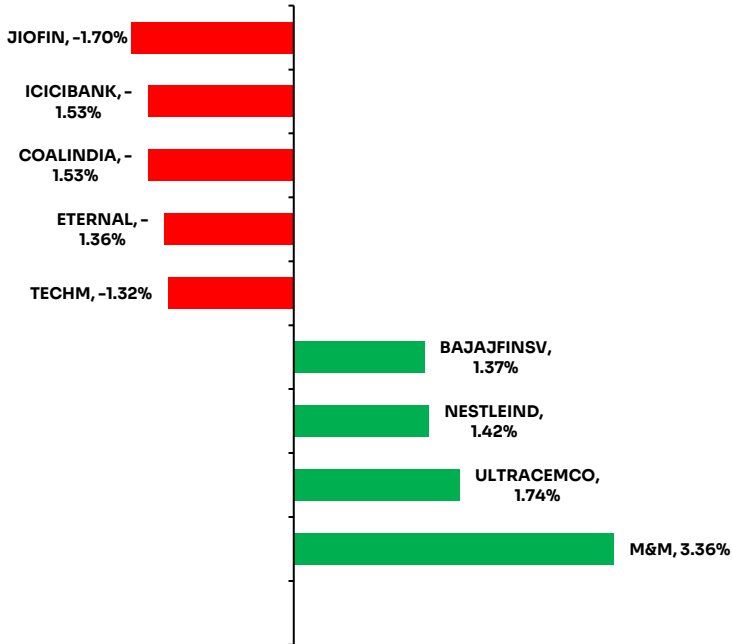
Currency	CMP	1D	YTD
USD/INR	95.3	0.2%	0.0%
EUR/INR	111.5	0.3%	0.1%
GBP/INR	129.1	0.4%	0.1%
JPY/INR	0.6	-0.1%	0.1%
EUR/USD	1.2	0.1%	0.1%

Securities Lending & Borrowing Scheme (SLBS)

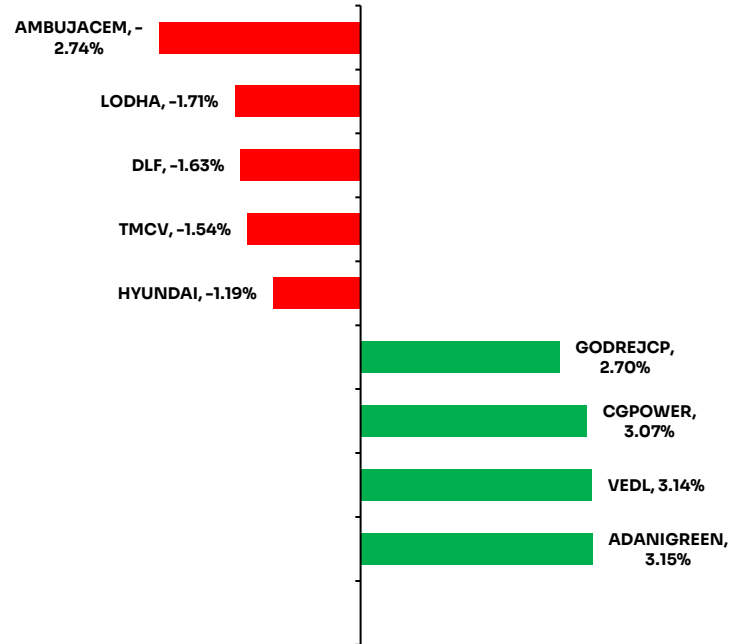
Company	Under.Ltp	Fut.Ltp	Spread (%)
WIPRO	200.08	196.34	1.87
PREMIERENE	1,041.60	1,026.20	1.48
LTM	4,313.00	4,252.00	1.41
HYUNDAI	1,820.00	1,798.50	1.18
SHREECEM	24,855.00	#####	1.07

Top Gainers and Losers

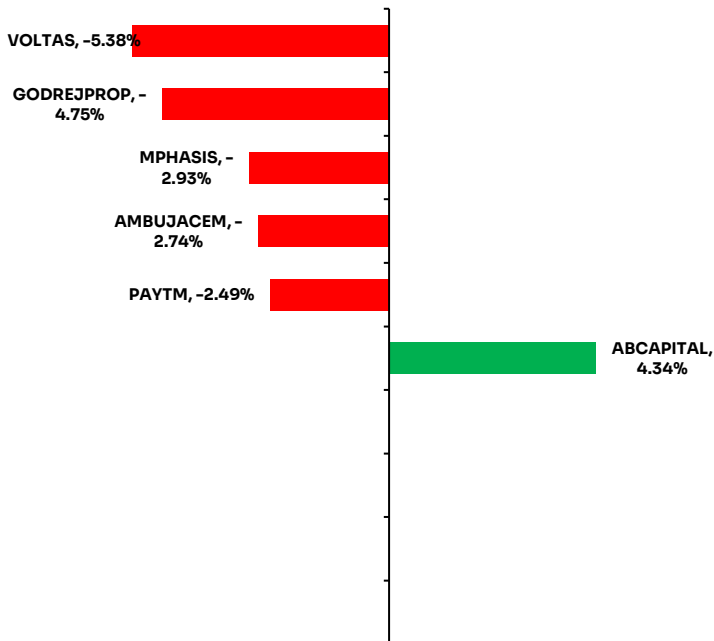
Nifty 50 index



Nifty Next 50 index



Nifty 200 index



52 Week High

Stock	LTP	New 52W high	Prev 52W high	Prev 52W high date
ADANIGREEN	1,331	1,339	1,305	4-May-26
BSE	3,738	3,790	3,755	4-May-26
EMCURE	1,689	1,830	1,806	4-May-26
CPPLUS	2,462	2,475	2,453	4-May-26
CUPID	131	131	127	4-May-26

52 Week Low

Stock	LTP	New 52W low	Prev 52W low	Prev 52W low date
SAFARI	1,369	1,364	1,391	18-Jan-26

Volume Shockers

Stock	Vol (000)	1W avg vol (000)	2W avg vol (000)	LTP (INR)
THEINVEST	385	6	8	127
ADSL	6,486	118	124	136
QUESS	21,955	449	300	222
CREDITACC	13,499	313	260	1,475
MOL	29,700	704	820	58
SUNFLAG	15,682	440	411	353
WOCKPHARMA	16,499	473	604	1,550
GARUDA	11,772	380	417	199
DSSL	1,625	53	41	1,258
SPANDANA	6,496	225	290	268
WELINV	11	0	1	1,661
KRITI	790	37	45	93
TATATECH	30,601	1,441	1,107	628
TITAGARH	19,025	946	813	840
AMRUTANJAN	161	9	30	535
SOBHA	2,134	128	221	1,432
MMP	590	36	29	284
AKG	231	16	12	12
SHANTIGEAR	126	10	9	461
EQUAL50	25	2	2	326
PKTEA	4	0	0	914
MMWL	317	26	23	12
DTIL	43	3	3	153
CHEMBONDCH	123	10	11	182
CHEMBOND	79	7	5	183

Bulk Deals

Security Name	Client Name	Buy / Sell	Qty (in 000)	Price (in 000)
ADSL	Nk Securities Research Private Limited	SELL	342	132.0
ADSL	Nk Securities Research Private Limited	BUY	342	131.9
ADSL	Saurabh Nayyar	BUY	298	127.5
ADSL	Saurabh Nayyar	SELL	298	126.6
AGIIL	Arihant Capital Markets Limited	SELL	1307	384.7
AMBAAUTO	L7 Hitech Private Limited	BUY	120	135.0
CALSOFT	Neo Apex Share Broking Services Llp	BUY	153	18.9
CALSOFT	Neo Apex Share Broking Services Llp	SELL	495	18.9
CAMS	Graviton Research Capital Llp	BUY	1582	781.0
CAMS	Graviton Research Capital Llp	SELL	1582	781.6
DSSL	Nk Securities Research Private Limited	SELL	75	1,285.9
DSSL	Nk Securities Research Private Limited	BUY	75	1,284.9
DWARKESH	Junomoneta Finsol Private Limited	SELL	1754	51.3
DWARKESH	Junomoneta Finsol Private Limited	BUY	1754	51.2
DWARKESH	Nk Securities Research Private Limited	SELL	1051	51.4
DWARKESH	Nk Securities Research Private Limited	BUY	1051	51.4
DWARKESH	Qe Securities Llp	BUY	1212	50.8
DWARKESH	Qe Securities Llp	SELL	1213	50.9
GARUDA	Nk Securities Research Private Limited	SELL	577	193.0
GARUDA	Nk Securities Research Private Limited	BUY	577	193.0
GCSL	Mansukh Securities & Finance Limited	BUY	105	368.3
GCSL	Mansukh Securities & Finance Limited	SELL	116	372.1
IDEAFORGE	Bnp Paribas Financial Markets	BUY	502	783.3
IDEAFORGE	Hrti Private Limited	SELL	449	781.7
IDEAFORGE	Hrti Private Limited	BUY	455	777.0
IDEAFORGE	Junomoneta Finsol Private Limited	BUY	349	780.2
IDEAFORGE	Junomoneta Finsol Private Limited	SELL	352	781.2
IDEAFORGE	Nk Securities Research Private Limited	BUY	340	777.9
IDEAFORGE	Nk Securities Research Private Limited	SELL	341	778.4
IDEAFORGE	Qe Securities Llp	BUY	340	779.2
IDEAFORGE	Qe Securities Llp	SELL	342	781.2
INVICTA	Infinity Investors India	BUY	70	96.0
INVICTA	Pine Oak Global Fund	SELL	70	96.0
IRMENERGY	Hrti Private Limited	SELL	527	340.3
IRMENERGY	Hrti Private Limited	BUY	606	337.4
IRMENERGY	Junomoneta Finsol Private Limited	BUY	364	337.9
IRMENERGY	Junomoneta Finsol Private Limited	SELL	366	338.0
IRMENERGY	Nk Securities Research Private Limited	SELL	261	337.8
IRMENERGY	Nk Securities Research Private Limited	BUY	261	337.8
JPOWER	Radiant Computech Private Limited	BUY	41946	19.3
JTLIND	F3 Advisors Private Limited	BUY	2053	79.3
KOTYARK	Gaurang R Shah Huf	SELL	95	414.2
KSR	Share India Securities Limited	SELL	105	35.5
MANOMAY	Fashion Suitings Pvt Ltd	BUY	100	164.9

Security Name	Client Name	Buy / Sell	Qty (in 000)	Price (in 000)
MANOMAY	Neo Apex Share Broking Services Llp	BUY	115	165.0
MANOMAY	Neo Apex Share Broking Services Llp	SELL	129	167.9
MANOMAY	Sanjeev Singhal	SELL	116	164.9
MANOMAY	Sudha Dargar	BUY	169	164.9
MOL	Nk Securities Research Private Limited	SELL	1690	57.8
MOL	Nk Securities Research Private Limited	BUY	1690	57.7
MOL	Qe Securities Llp	SELL	1376	57.8
MOL	Qe Securities Llp	BUY	1378	57.8
OMAXAUTO	D3 Stock Vision Llp	BUY	109	187.3
OMAXAUTO	D3 Stock Vision Llp	SELL	146	185.5
OMAXAUTO	Mansi Share And Stock Broking Private Limited	SELL	170	187.3
OMAXAUTO	Mansi Share And Stock Broking Private Limited	BUY	184	185.7
OMAXAUTO	Neo Apex Share Broking Services Llp	BUY	153	187.3
OMAXAUTO	Neo Apex Share Broking Services Llp	SELL	170	184.8
ONELIFECAP	Muskan Mohd Yusuf Shaikh	BUY	190	18.0
ONELIFECAP	Raxitkumar Patel	SELL	320	18.0
PRABHAPP	Arham Share Private Limited	BUY	471	52.2
PRABHAPP	Interactive Technologies Pvt. Ltd.	SELL	500	52.2
PVP	Crony Vyapar Pvt Ltd	BUY	1843	32.8
PVP	Crony Vyapar Pvt Ltd	SELL	2505	32.3
QUESS	Nk Securities Research Private Limited	BUY	1295	229.8
QUESS	Nk Securities Research Private Limited	SELL	1295	229.9
SAIFL	Satya Murthy Sivalenka	SELL	876	8.2
SANGINITA	Steadfast Tradecom	SELL	165	22.3
SILGO	Dempal Bhawin Shah	BUY	297	78.3
SPANDANA	Nk Securities Research Private Limited	SELL	398	266.6
SPANDANA	Nk Securities Research Private Limited	BUY	398	266.4
SPEB	Compact Structure Fund	SELL	120	55.0
SPEB	Preksha Hitesh Jain	BUY	120	55.0
SPRL	Amnesti Multiservices Private Limited	SELL	20	94.0
STANLEY	Nk Securities Research Private Limited	BUY	335	178.8
STANLEY	Nk Securities Research Private Limited	SELL	335	179.0
STANLEY	Vision Ahead Services Private Limited	BUY	300	177.4
TITAGARH	Jump Trading Financial India Private Limited	SELL	824	838.8
TITAGARH	Jump Trading Financial India Private Limited	BUY	824	837.9

Block Deals

Security Name	Client Name	Buy / Sell	Qty (in 000)	Price (in 000)
---------------	-------------	------------	--------------	----------------

Event Calendar – Corporate Action (Financial Results/ Dividend/other business matters)

Company	Purpose
Aadhar Housing Finance Limited	Financial Results
Aavas Financiers Limited	Financial Results/Fund F
Aeroflex Industries Limited	Financial Results/Dividend
Ajanta Pharma Limited	Financial Results
Blue Coast Hotels Limited	Financial Results
Cigniti Technologies Limited	Financial Results
Coforge Limited	Financial Results/Divide
Dalmia Bharat Sugar and Industries Limited	Financial Results/Divide
DCW Limited	Financial Results/Divide
GNG Electronics Limited	Financial Results/Other
Emcure Pharmaceuticals Limited	Financial Results/Divide
Exxaro Tiles Limited	Financial Results
Gallantt Ispat Limited	Financial Results/Divide
GHCL Limited	Financial Results/Divide
Ginni Filaments Limited	Financial Results
Hero MotoCorp Limited	Dividend
Hero MotoCorp Limited	Financial Results
The Jammu & Kashmir Bank Limited	Financial Results
Kothari Petrochemicals Limited	Financial Results/Divide
Kriti Industries (India) Limited	Financial Results/Divide
Kriti Nutrients Limited	Financial Results/Divide
LLOYDS ENGINEERING WORKS LIMITED	Financial Results/Divide
Lloyds Metals And Energy Limited	Financial Results/Divide
Larsen & Toubro Limited	Financial Results/Divide
Mahindra & Mahindra Limited	Financial Results/Divide
Onward Technologies Limited	Financial Results/Divide
Paushak Limited	Financial Results/Divide
PTC India Financial Services Limited	Financial Results
Punjab National Bank	Financial Results/Divide
Poonawalla Fincorp Limited	Financial Results/Divide
Raymond Limited	Financial Results
Raymond Realty Limited	Financial Results/Divide
Raymond Realty Limited	Financial Results
Rushil Decor Limited	Board meeting Resched
Shipping Corporation of India Limited	Financial Results/Divide
Shankara Building Products Limited	Financial Results/Other
Shanthi Gears Limited	Financial Results/Dividend
Shilchar Technologies Limited	Financial Results/Dividend
Shoppers Stop Limited	Financial Results/Other business matters
S.J.S. Enterprises Limited	Financial Results/Dividend/Other business matters

Company	Purpose
SRF Limited	Financial Results/Divide
Sutlej Textiles and Industries Limite	Financial Results/Dividend
United Breweries Limited	Financial Results/Dividend
Voltamp Transformers Limited	Financial Results/Dividend/Other business matter

Nifty & Bank Spot – Pivot Levels 06/05/2026

	Closing	Support			Resistance		
		1	2	3	1	2	3
Nifty	24032	23915	23799	23716	24114	24197	24313
Bank Nifty	54547	54216	53885	53549	54883	55219	55550

ZUARI INDUSTRIES Ltd – Technical Stock Call – 06/05/2026

Technical Stock Call	Action	Reco	Target	Support	SL
ZUARIIND Ltd	BUY	282.40	400	(271-263)-257-(251-244)	232



View – Short Term Bullish

The stock commenced its downtrend from 335.45 (DEC 25). Forming Lower Tops, the stock traded below the averages indicating selling pressure from higher levels & extended the decline to mark a low of 210 (MAR 26).

The stock attracted buying interest & commenced its up move reaching a high of 281 (APR 26), but faced resistance in that area & witnessed a minor correction. However, the stock traded into a consolidation zone around the averages & thereafter, after forming higher bottoms at 257.60 (APR 26) the stock has given a breakout from **Symmetrical Triangle** supported by volume reaching to a high of 287.40 (MAY 26), which is higher than the previous swing highs of 281 (APR 26) & 286 (FEB 26).

The Bullish breakout candle confirms a trend reversal and strength in the current up move. MACD, Aron & Williams %R indicators suggest Positive crossover.

Target of **400** is expected with lower support levels at **(271-263)-257-(251-244)** in case of intermediate fall. A stop loss at **232** is to be followed for the trade.

All the calls/opinions are subject to Disclosures and Disclaimer <http://goo.gl/8bCMyQ>

Biocon Ltd – Technical Stock Call – 06/05/2026

Technical Stock Call	Action	Reco	Target	Support	SL
Biocon Ltd	BUY	370	450	(359-351-344)	335



View – Medium Term Bullish

The stock commenced its downtrend from 402.80 (MAR 26). The stock traded below the averages breaching 200 SMA line & further forming lower lows extend the decline to mark a low of 337.70 (APR 26).

Buying emerged & the stock commenced its up move reaching a high of 368.20 (APR 26), but could not sustain in that area & later, a minor correction followed.

However in the month of APR 26, the stock traded around the averages between 337.70 – 368.20, seeking trend direction.

Recently in MAY 2026, after forming higher bottoms at 354.25 (APR 26) & after taking support on trendline, the stock has given a **Symmetrical Triangle Breakout** with a Bullish candle supported by volume reaching a high of 370.80 (MAY 26), which is higher than the previous swing highs & confirms the strength in the current up move.

MACD & KST indicators suggest Positive uptrend.

Target of **450** is expected with lower support levels (**359-351-344**) in case of intermediate fall.

A stop loss at **335** is to be followed for the trade.

All the calls/opinions are subject to Disclosures and Disclaimer

<http://goo.gl/8bCMYQ>

Global Macro Events (6 th May 2026)		
Event	Previous	Forecasted
India		
HSBC Composite PMI Final APR	57	58.3
HSBC Services PMI Final APR	57.5	57.9
USA		
API Crude Oil Stock Change MAY/01	-1.79M	
MBA 30-Year Mortgage Rate MAY/01	0.0637	
MBA Mortgage Applications MAY/01	-0.016	
MBA Mortgage Market Index MAY/01	298.5	
MBA Mortgage Refinance Index MAY/01	977.9	
MBA Purchase Index MAY/01	177.7	
ADP Employment Change APR	62K	70.0K
Treasury Refunding Announcement		
Fed Musalem Speech		
EIA Crude Oil Stocks Change MAY/01	-6.233M	
EIA Gasoline Stocks Change MAY/01	-6.075M	
EIA Crude Oil Imports Change MAY/01	-1.968M	
EIA Cushing Crude Oil Stocks Change MAY/01	-0.796M	
EIA Distillate Fuel Production Change MAY/01	-0.013M	
EIA Distillate Stocks Change MAY/01	-4.494M	
EIA Gasoline Production Change MAY/01	-0.238M	
EIA Heating Oil Stocks Change MAY/01	-0.625M	
EIA Refinery Crude Runs Change MAY/01	0.084M	
17-Week Bill Auction		0.0362
Fed Goolsbee Speech		
Fed Hammack Speech		
China		
RatingDog Services PMI APR	52.1	52.5
RatingDog Composite PMI APR	5150.00%	5180.00%
Great Britain		
S&P Global Composite PMI Final APR	50.3	52
S&P Global Services PMI Final APR	50.5	52
Index-linked Treasury Gilt 2035 Auction		
Germany		
S&P Global Composite PMI Final APR	51.90	48.30
S&P Global Services PMI Final APR	50.90	46.9
7-Year Bund Auction	0.03	
New Car Registrations YoY APR	0.16	0.075

##STOCK SPECIFIC NEWS

Titan Company

Titan reported a standalone net profit growth of 12% YoY for Q4FY26 on May 6, supported by an 18% growth in the jewelry segment. While gold volatility impacted short-term margins, the "Tanishq" brand added 15 new stores during the quarter. The company announced an ambitious plan to expand its international presence in the GCC and North America. **Titan** [Financial Express](#)

Zomato

Zomato's Blinkit division reached operational break-even on May 6, reporting a positive contribution margin for the first time across all Tier-1 cities. GOV (Gross Order Value) grew 95% YoY as the number of dark stores reached 650. Market positioning remains strong as the company tests a 10-minute electronics repair service in Bengaluru. **Zomato** [Moneycontrol](#)

Cummins India

Cummins India reported a 22% YoY increase in Q4 net profit on May 6, primarily led by the power generation and distribution segment. Revenue from the export market grew by 15%, despite global supply chain headwinds. Management cited the transition to CPCB IV+ emission norms as a key driver for domestic volume growth in FY27. **Cummins India** [Businessline](#)

Solar Industries

Solar Industries secured a ₹450 crore order on May 6 for the supply of loitering munitions to the Indian Army. This contract marks the company's largest single order in the high-tech defense systems vertical. The order execution is scheduled to commence from Q3FY27, offering high-margin revenue diversification away from industrial explosives. **Solar Ind** [Livemint](#)

JSW Steel

JSW Steel announced a capital expenditure of ₹15,000 crore for FY27 on May 6 to expand its Vijayanagar plant capacity. The company aims to achieve a total domestic capacity of 38 MTPA by the end of the next fiscal. Current utilization stands at 94%, with a focus on high-value-added products for the automotive sector. **JSW Steel** [Reuters](#)

Siemens India

Siemens India on May 6 reported a 14% increase in new orders, totaling ₹5,200 crore for the quarter. Growth was driven by industrial automation and energy-efficient building solutions. The stock is trading at its lifetime high, with technical support seen at the 50-day moving average of ₹5,800. **Siemens** [Business Standard](#)

Cholamandalam Investment

The NBFC posted a 28% YoY growth in AUM (Assets Under Management) for Q4FY26 on May 6. Disbursement growth was led by the vehicle finance and mortgage segments, while the Net Interest Margin (NIM) remained resilient at 7.2%. Asset quality improved with Gross NPA falling to 2.45% from 2.9% YoY. **Chola Invest** [Economic Times](#)

Bharat Forge

Bharat Forge on May 6 confirmed the successful trials of its indigenously developed 155mm Advanced Towed Artillery Gun System (ATAGS) for an export client. This development is expected to lead to a multi-billion dollar contract by late 2026. Domestic defense revenue currently contributes 15% to the total top line. **Bharat Forge** [Livemint](#)

Tata Motors

Tata Motors announced on May 6 that its JLR division achieved its highest-ever quarterly revenue of £7.5 billion in Q4FY26. Strong demand for the Range Rover and Defender models in the US and China drove the outperformance. Domestic EV market share was maintained at 72% despite aggressive pricing from new entrants. **Tata Motors** [Bloomberg](#)

Dr. Reddy's Laboratories

Dr. Reddy's reported a 12% YoY increase in consolidated revenue on May 6, primarily driven by the North American generics market and biosimilar launches in Europe. Profitability was slightly impacted by higher R&D spending on complex injectables. Management reiterated its guidance of 25% EBITDA margins for FY27. **Dr. Reddy's** [Moneycontrol](#)

Trent

Trent reported a 55% YoY revenue growth for its Zudio division on May 6, reaching a milestone of 600 stores. Same-store sales growth (SSSG) stood at a robust 12% despite consumption fatigue in the value fashion segment. The company is exploring a pilot for Zudio in international markets, starting with the GCC region. **Trent** [Financial Express](#)

Indus Towers

Indus Towers on May 6 announced a significant recovery of dues from its largest tenant, following the latter's successful fundraising. The company's net debt reduced by ₹1,500 crore in the quarter. Analysts have upgraded the stock to "Neutral" citing improved cash flow visibility and a 5G rollout-led tenancy boost. **Indus Towers** [Businessline](#)

Max Healthcare

The company announced on May 6 the acquisition of a 300-bed hospital in Lucknow for an enterprise value of ₹950 crore. This marks Max Healthcare's entry into the high-growth UP market. The acquisition is expected to be EPS accretive within the first 18 months of operation. **Max Health** [Economic Times](#)

REC Limited

REC reported its highest-ever annual net profit of ₹14,500 crore for FY26 on May 6. The company's loan book directed toward renewable energy projects now accounts for 18% of total disbursements. The board recommended a final dividend of ₹5.50 per share, taking the total dividend yield to over 6%. **REC Ltd** [Livemint](#)

Bajaj Finance

Bajaj Finance disclosed on May 6 that its "New-to-Bank" customer acquisition reached a record 3.5 million in Q4FY26. The company's digital app, "Bajaj Finserv," crossed 55 million active users. Asset quality remains industry-leading with Net NPA at 0.38%, despite aggressive growth in the personal loan segment. **Bajaj Finance** [Moneycontrol](#)

##CORPORATE ANNOUNCEMENTS

TVS Motor Company / Final Dividend Recommendation

The Board of Directors at its meeting held on May 6, 2026, recommended a final dividend of ₹8.00 per equity share for the financial year ended March 31, 2026. The record date for the same has been fixed as June 15, 2026.

[Official Filing](#)

HDFC Bank / Fund Raising through Debt

The Board on May 6 authorized the bank to raise up to ₹50,000 crore via the issuance of perpetual debt instruments (AT1 bonds) and Tier II bonds on a private placement basis. This capital will be utilized to support credit growth for FY27. [Official Filing](#)

Tata Motors / Demerger Progress Update

Tata Motors informed the exchanges on May 6 that it has received the "No Objection Certificate" from its major lenders for the proposed demerger of its CV and PV businesses. The process remains on track for completion by Q3FY27. [Official Filing](#)

Power Grid Corporation / Transmission Project Win

Power Grid was declared the successful bidder on May 6 for a ₹1,200 crore Inter-State Transmission System (ISTS) project in Rajasthan for the evacuation of renewable energy. The project is expected to be commissioned within 18 months. [Official Filing](#)

Infosys / Strategic Collaboration with AWS

Infosys announced on May 6 a five-year strategic collaboration with Amazon Web Services (AWS) to accelerate the adoption of generative AI and cloud technologies for global enterprises. The partnership includes a joint investment in a dedicated "AI Innovation Center." [Official Filing](#)

##MACRO / NON-STOCK NEWS

India Services PMI / April 2026 Data

The HSBC India Services PMI remained robust at 61.2 for April 2026, as reported on May 6. Growth was driven by strong international demand and a surge in new export orders. The survey indicated that service providers are increasing their workforce at the fastest pace in over a year to meet the rising backlog. Economic Times | [S&P Global](#)

US Personal Consumption Expenditures (PCE) / Inflation Trend

The US PCE index for late April/early May showed a 2.7% YoY increase, slightly above the Fed's 2% target. This data has solidified expectations that the Federal Reserve will maintain a "higher for longer" interest rate stance, causing a spike in US 10-year Treasury yields to 4.65%. Bloomberg | [Reuters](#)

India Wheat Procurement / Buffer Stock Stability

The Department of Food and Public Distribution announced on May 6 that wheat procurement has crossed 28 million tonnes for the current rabi season. This ensures that the government has sufficient buffer stocks to control food inflation, which has been a key monitoring point for the RBI. Business Standard | [PIB](#)

USDINR / Rupee Closing Trend

The Indian Rupee closed at 83.95 on May 6, showing resilience despite the strengthening US Dollar Index (DXY). RBI intervention in the NDF market and steady FII inflows into the debt segment after the JP Morgan index inclusion are providing a strong cushion for the currency. Bloomberg | [RBI](#)

Global Oil Prices / Brent Outlook

Brent crude futures traded near \$84.50/bbl on May 6, 2026. Prices stabilized as market participants weighed OPEC+ production cuts against rising US crude inventories. For India, a sustained price below \$85 is critical for maintaining OMCs' gross refining margins (GRMs). CNBC | [OilPrice](#)

India Forex Reserves / Weekly Movement

India's forex reserves reached an all-time high of \$648 billion as of the first week of May 2026. The RBI has been active in building its dollar chest to protect the economy against potential global capital flow volatility in the second half of the year. Economic Times | [RBI](#)

GST Council / Upcoming Meeting Agenda

Reports on May 6 suggest the GST Council in its next meeting will discuss the rationalization of tax rates for life and health insurance premiums. The Council is also likely to review the progress of the 28% tax on online gaming and its impact on the sunrise sector. Financial Express | [GST Council](#)

FII Activity / May Series Trend

FIIs were net sellers of ₹1,500 crore in the cash segment on May 6, continuing the trend seen earlier this month. However, DIIs counterbalanced the sell-off with a net purchase of ₹2,200 crore, reflecting the strength of domestic systematic investment plans (SIPs). Moneycontrol | [NSDL](#)

India Bond Inclusion / IGB Flows

Passive inflows into Indian Government Bonds (IGBs) are estimated to reach \$1.5 billion in May 2026. The inclusion in the JP Morgan EM Bond Index is attracting long-term institutional investors, leading to a flattening of the Indian yield curve. Bloomberg | [Reuters](#)

Global Semiconductor Shortage / AI Demand Spike

A global report on May 6 highlighted a renewed shortage of high-end AI chips, leading to longer lead times for Indian IT server upgrades. This supply-demand mismatch is driving higher capital expenditure for Indian data center providers like CtrIS and AdaniConnex. Bloomberg | [SIA](#)

Monsoon 2026 / ENSO Neutral Status

The Australian Bureau of Meteorology on May 6 confirmed that the El Niño-Southern Oscillation (ENSO) has officially transitioned to a neutral phase. This significantly increases the probability of a "Normal" monsoon for India, which is a major positive for the rural economy. Business Standard | [BOM](#)

India Core Sector / Growth Pulse

The eight core industries grew by 6.5% in the most recent monthly print released on May 6. Coal production and Steel output remained the primary drivers, signaling robust industrial activity and infrastructure demand across the country. Economic Times | [Ministry of Commerce](#)

Eurozone Inflation / ECB Rate Cut Hopes

Eurozone inflation cooled to 2.4% in early May, increasing the probability of an ECB rate cut in June. This divergence between the ECB and the Fed is leading to Euro weakness, impacting the price of Indian imports from the Eurozone. Bloomberg | [FT](#)

Nifty 50 / Technical Support Level

Technically, Nifty 50 is facing stiff resistance at the 22,600 level. Immediate support is placed at 22,350, coinciding with the 20-day exponential moving average. The India VIX remained stable at 13.5, suggesting low panic among participants. Moneycontrol | [NSE India](#)

Direct Tax Collections / Record Growth

The Finance Ministry announced on May 6 that net direct tax collections for FY26 grew by 19% YoY, reaching ₹21.5 lakh crore. This windfall provides the government with significant fiscal space for infrastructure spending in the upcoming Union Budget. PIB | [Financial Express](#)

Bank Nifty / Relative Outperformance

Bank Nifty closed 0.8% higher on May 6, outperforming the Nifty 50. Strong quarterly results from private lenders and the recovery of Indus Towers dues have improved sentiment for the banking sector. Immediate resistance is seen at 48,800. Moneycontrol | [NSE India](#)

India's External Debt / Stability Report

A report by the Finance Ministry on May 6 highlighted that India's external debt-to-GDP ratio has fallen to 18.2%. The high share of long-term debt and robust forex reserves continue to support India's sovereign credit rating outlook. PIB | [Finance Ministry](#)

Global Data Center Demand / India Expansion

A report on May 6 highlighted that India is expected to add 500 MW of data center capacity in 2026. This surge is driven by the mandate for local data storage and the rapid adoption of AI-cloud services by domestic enterprises. Economic Times | [CBRE](#)

Silver / Industrial Demand Breakout

Silver prices on the MCX surged 2.5% on May 6 to cross ₹85,000/kg. The rally is driven by massive demand from the solar photovoltaic and EV industries. Technical charts suggest a major multi-year breakout is underway for the "poor man's gold." Economic Times | [Investing.com](#)

Retail Inflation (CPI) / Forecast for May

Consensus estimates on May 6 suggest that CPI for May 2026 will likely print around 4.6%, down from 4.85% in the previous month. The softening of base effects and stable fuel prices are contributing to this downward trend. Bloomberg | [RBI](#)

DII Inflows / Systematic Investment Plans (SIPs)

Monthly SIP inflows into mutual funds reached a record ₹20,000 crore in April-May 2026, as per AMFI data released on May 6. This steady retail participation is providing a structural floor to the Indian equity markets. Moneycontrol | [AMFI](#)

UK-India FTA / Final Negotiations

The Ministry of Commerce stated on May 6 that the India-UK Free Trade Agreement is in the "final legal scrubbing" stage. The deal is expected to be signed by mid-May, providing a significant boost to Indian textile and footwear exports. Financial Express | [Commerce Ministry](#)

Global Logistics / Freight Rate Spike

Container freight rates on the Shanghai–Mumbai route rose by 12% on May 6, 2026, due to equipment shortages and congestion in major Asian ports. This poses a short-term margin risk for Indian white goods and chemical manufacturers. Bloomberg | [Drewry](#)

Commercial Real Estate / Vacancy Rate Decline

A report by a leading property consultant on May 6 highlighted that Grade-A office vacancy rates in Bengaluru and Hyderabad have fallen to a 5-year low of 12%. This trend is driven by the expansion of Global Capability Centers (GCCs). Economic Times | [JLL](#)

Insolvency & Bankruptcy Code (IBC) / Resolution Timelines

The IBBI reported on May 6 that the average time for resolution of stressed assets has fallen to 480 days in FY26, down from 560 days in the previous year. Improved recovery rates are a positive for the Nifty Bank's asset quality outlook. Business Standard | [IBBI](#)

Renewable Energy Capacity / Record Addition

The MNRE announced on May 6 that India added a record 18.5 GW of solar and wind capacity in FY26. This takes the total non-fossil fuel installed capacity to nearly 195 GW, keeping the country on track for its 500 GW target by 2030. PIB | [MNRE](#)

US Dollar Index (DXY) / Technical Resistance

The DXY hovered near 106.2 on May 6, facing stiff resistance at the 106.5 level. Any cooling in US labor market data next week could lead to a DXY correction, which would trigger a "risk-on" rally in emerging market equities. Bloomberg | [Investing.com](#)

Aviation Turbine Fuel (ATF) / Price Hike

Oil Marketing Companies announced a 2.5% hike in ATF prices effective May 1, 2026, according to a notification on May 6. This is the third consecutive monthly hike, which is expected to impact the Q1FY27 margins of InterGlobe Aviation. Economic Times | [IOCL](#)

Copper / Supply Deficit Fears

Copper hit an 18-month high on the LME on May 6, 2026, reaching \$9,800/tonne. Supply disruptions in South American mines and surging demand for EV charging infrastructure are creating a global supply deficit. Bloomberg | [LME](#)

India's Manufacturing PMI / Expansion Momentum

The HSBC India Manufacturing PMI remained robust at 59.1 in April, as confirmed on May 6. High levels of production and new order growth were cited as the primary reasons for the strong reading, reinforcing the positive outlook for industrial stocks. Economic Times | [S&P Global](#)

Disclosures and Disclaimer

Ventura Securities Limited (VSL) is a SEBI registered intermediary offering broking, depository and portfolio management services to clients. VSL is member of BSE, NSE and MCX-SX. VSL is a depository participant of NSDL. VSL states that no disciplinary action whatsoever has been taken by SEBI against it in last five years except administrative warning issued in connection with technical and venial lapses observed while inspection of books of accounts and records. Ventura Commodities Limited, Ventura Guaranty Limited, Ventura Insurance Brokers Limited and Ventura Allied Services Private Limited are associates of VSL. Research Analyst (RA) involved in the preparation of this research report and VSL disclose that neither RA nor VSL nor its associates (i) have any financial interest in the company which is the subject matter of this research report (ii) holds ownership of one percent or more in the securities of subject company (iii) have any material conflict of interest at the time of publication of this research report (iv) have received any compensation from the subject company in the past twelve months (v) have managed or co-managed public offering of securities for the subject company in past twelve months (vi) have received any compensation for investment banking merchant banking or brokerage services from the subject company in the past twelve months (vii) have received any compensation for product or services from the subject company in the past twelve months (viii) have received any compensation or other benefits from the subject company or third party in connection with the research report. RA involved in the preparation of this research report discloses that he / she has not served as an officer, director or employee of the subject company. RA involved in the preparation of this research report and VSL discloses that they have not been engaged in the market making activity for the subject company. Our sales people, dealers, traders and other professionals may provide oral or written market commentary or trading strategies to our clients that reflect opinions that are contrary to the opinions expressed herein. We may have earlier issued or may issue in future reports on the companies covered herein with recommendations/ information inconsistent or different those made in this report. In reviewing this document, you should be aware that any or all of the foregoing, among other things, may give rise to or potential conflicts of interest. We may rely on information barriers, such as "Chinese Walls" to control the flow of information contained in one or more areas within us, or other areas, units, groups or affiliates of VSL. This report is for information purposes only and this document/material should not be construed as an offer to sell or the solicitation of an offer to buy, purchase or subscribe to any securities, and neither this document nor anything contained herein shall form the basis of or be relied upon in connection with any contract or commitment whatsoever. This document does not solicit any action based on the material contained herein. It is for the general information of the clients / prospective clients of VSL. VSL will not treat recipients as clients by virtue of their receiving this report. It does not constitute a personal recommendation or take into account the particular investment objectives, financial situations, or needs of clients / prospective clients. Similarly, this document does not have regard to the specific investment objectives, financial situation/circumstances and the particular needs of any specific person who may receive this document. The securities discussed in this report may not be suitable for all investors. The appropriateness of a particular investment or strategy will depend on an investor's individual circumstances and objectives. Persons who may receive this document should consider and independently evaluate whether it is suitable for his/ her/their particular circumstances and, if necessary, seek professional/financial advice. And such person shall be responsible for conducting his/her/their own investigation and analysis of the information contained or referred to in this document and of evaluating the merits and risks involved in the securities forming the subject matter of this document. The projections and forecasts described in this report were based upon a number of estimates and assumptions and are inherently subject to significant uncertainties and contingencies. Projections and forecasts are necessarily speculative in nature, and it can be expected that one or more of the estimates on which the projections and forecasts were based will not materialize or will vary significantly from actual results, and such variances will likely increase over time. All projections and forecasts described in this report have been prepared solely by the authors of this report independently of the Company. These projections and forecasts were not prepared with a view toward compliance with published guidelines or generally accepted accounting principles. No independent accountants have expressed an opinion or any other form of assurance on these projections or forecasts. You should not regard the inclusion of the projections and forecasts described herein as a representation or warranty by VSL, its associates, the authors of this report or any other person that these projections or forecasts or their underlying assumptions will be achieved. For these reasons, you should only consider the projections and forecasts described in this report after carefully evaluating all of the information in this report, including the assumptions underlying such projections and forecasts. The price and value of the investments referred to in this document/material and the income from them may go down as well as up, and investors may realize losses on any investments. Past performance is not a guide for future performance. Future returns are not guaranteed and a loss of original capital may occur. Actual results may differ materially from those set forth in projections. Forward-looking statements are not predictions and may be subject to change without notice. We do not provide tax advice to our clients, and all investors are strongly advised to consult regarding any potential investment. VSL, the RA involved in the preparation of this research report and its associates accept no liabilities for any loss or damage of any kind arising out of the use of this report. This report/document has been prepared by VSL, based upon information available to the public and sources, believed to be reliable. No representation or warranty, express or implied is made that it is accurate or complete. VSL has reviewed the report and, in so far as it includes current or historical information, it is believed to be reliable, although its accuracy and completeness cannot be guaranteed. The opinions expressed in this document/material are subject to change without notice and have no obligation to tell you when opinions or information in this report change. This report or recommendations or information contained herein do/does not constitute or purport to constitute investment advice in publicly accessible media and should not be reproduced, transmitted or published by the recipient. The report is for the use and consumption of the recipient only. This publication may not be distributed to the public used by the public media without the express written consent of VSL. This report or any portion hereof may not be printed, sold or distributed without the written consent of VSL. This document does not constitute an offer or invitation to subscribe for or purchase or deal in any securities and neither this document nor anything contained herein shall form the basis of any contract or commitment whatsoever. This document is strictly confidential and is being furnished to you solely for your information, may not be distributed to the press or other media and may not be reproduced or redistributed to any other person. The opinions and projections expressed herein are entirely those of the author and are given as part of the normal research activity of VSL and are given as of this date and are subject to change without notice. Any opinion estimate or projection herein constitutes a view as of the date of this report and there can be no assurance that future results or events will be consistent with any such opinions, estimate or projection. This document has not been prepared by or in conjunction with or on behalf of or at the instigation of, or by arrangement with the company or any of its directors or any other person. Information in this document must not be relied upon as having been authorized or approved by the company or its directors or any other person. Any opinions and projections contained herein are entirely those of the authors. None of the company or its directors or any other person accepts any liability whatsoever for any loss arising from any use of this document or its contents or otherwise arising in connection therewith. The information contained herein is not intended for publication or distribution or circulation in any manner whatsoever and any unauthorized reading, dissemination, distribution or copying of this communication is prohibited unless otherwise expressly authorized. Please ensure that you have read "Risk Disclosure Document for Capital Market and Derivatives Segments" as prescribed by Securities and Exchange Board of India before investing in Securities Market.

Ventura Securities Limited - SEBI Registration No.: INH000001634

Corporate Office: I-Think Techno Campus, 8th Floor, 'B' Wing, Off Pokhran Road No 2, Eastern Express Highway, Thane (W) - 400608